


A fitting name for a model with a refined design and rounded lines. The secret lies in the case: its lateral ends made of pressure die-cast aluminium hide the fastening screws from sight and, once the screen is rolled up, the lid-like screen base forms a seamless whole with the case itself.

The product's attention to detail is matched by its versatility: Elegance is the ideal solution for installations which involve specific aesthetic requirements and need personalized adjustments.

Style and easy installation team up to provide a complete product, which is suitable for any environment.

Available with 50 or 70 mm lateral black borders.

See page **73**
for Technical data



Create your own screen with the PSS

- > **Personalized dimensions:** width and height
- > **Motor type:** standard motor or radio integrated motor (optional)
- > **Case:** with standard case or quick-installation system
- > **Case color:** standard in White Matte. Optional in Black Matte. Custom color for an extra cost
- > **Height of Top:** from 5 to 45 cm
- > **Projection surface fall:** back (standard), front or reverse-roll (optional)
- > **Side of command/motor:** right (standard) or left (optional)

Projection Surfaces (see page 6)

- > Reference White 2 / Reference Grey 2
- > Ambient Grey 2
- > Vision White / Vision White Pro
- > Vision Acoustik
- > Vision Rear DB available only without black borders

Standard Accessories

- > Kit with wall or ceiling mount brackets
- > Unipolar switch
- > Remote control (only for radio integrated version)

Optional Accessories

- > Interface to drive the screen in radio frequency with infrared remote control (not included), 12V trigger, unipolar switch, dry contact or RS232
- > Receiver and infrared remote control
- > Extension brackets for screens up to 60 cm
- > Screen lift

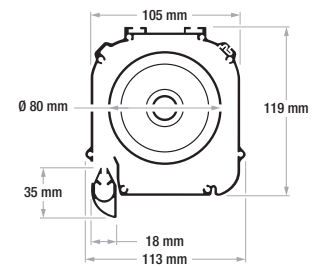
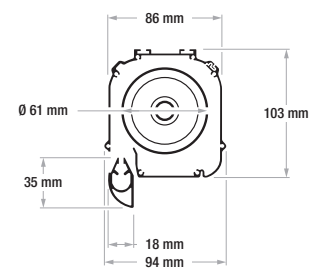
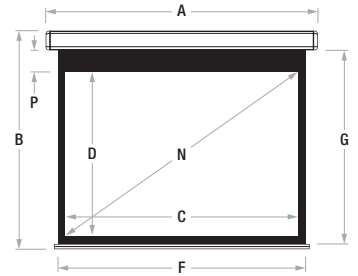
PSS Formats

1:1	1.33:1	1.60:1	1.78:1	2.35:1	2.37:1	2.39:1	2.40:1
	4:3	16:10	16:9	21:9			

Elegance 50 mm borders

Aspect Ratio	Viewing Width	Viewing Height	Diagonal Inches	Overall Width	Overall Height	Surface Width	Surface Height	Standard Drop	Total Maximum Drop	Packaging Dimensions	Net Weight	Gross Weight
	C	D	N	A	B	F	G	P	mm	mm	kg	kg
1,00 (1:1)	1800	1800	100	2000	2038	1900	1900	50	50	2200x150x180	11	12
	2300	2300	128	2500	2554	2400	2400	50	50	2700x150x180	14	17
	2800	2800	156	3000	3104	2900	2950	100	100	3200x150x180	23	26
1,33 (4:3)	1800	1353	89	2000	1591	1900	1453	50	450	2200x150x180	13	16
	2300	1729	113	2500	1967	2400	1829	50	400	2700x150x180	17	20
	2800	2105	138	3000	2409	2900	2255	100	450	3200x150x180	25	28
1,60 (16:10)	1800	1125	84	2000	1363	1900	1225	50	450	2200x150x180	12	13
	2300	1438	107	2500	1676	2400	1538	50	450	2700x150x180	17	20
	2800	1750	130	3000	2054	2900	1900	100	450	3200x150x180	23	26
1,78 (16:9)	1800	1011	81	2000	1249	1900	1111	50	450	2200x150x180	12	13
	2300	1292	104	2500	1530	2400	1392	50	450	2700x150x180	17	20
	2800	1573	126	3000	1877	2900	1723	100	450	3200x150x180	23	26
2,35 (21:9)	1800	766	77	2000	1004	1900	866	50	450	2200x150x180	12	13
	2300	979	98	2500	1217	2400	1079	50	450	2700x150x180	17	20
	2800	1191	120	3000	1495	2900	1341	100	450	3200x150x180	23	26
2,37	1800	759	77	2000	997	1900	859	50	450	2200x150x180	12	13
	2300	970	98	2500	1208	2400	1070	50	450	2700x150x180	17	20
	2800	1181	120	3000	1485	2900	1331	100	450	3200x150x180	23	26
2,39	1800	753	77	2000	991	1900	853	50	450	2200x150x180	12	13
	2300	962	98	2500	1200	2400	1062	50	450	2700x150x180	17	20
	2800	1172	119	3000	1476	2900	1322	100	450	3200x150x180	23	26
2,40	1800	750	77	2000	988	1900	850	50	450	2200x150x180	12	13
	2300	958	98	2500	1196	2400	1058	50	450	2700x150x180	17	20
	2800	1167	119	3000	1471	2900	1317	100	450	3200x150x180	23	26
	3300	1375	141	3500	1679	3400	1525	100	450	3700x150x180	26	31

Custom sizes are available upon request



In certain circumstances, due to the surface's height, it is necessary to use a case with the rolling tube of 80 mm.

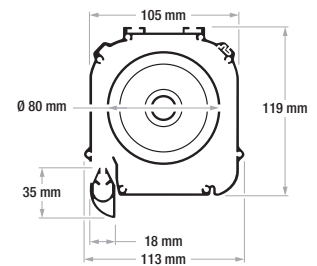
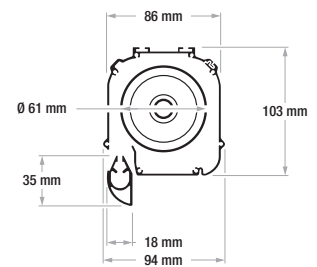
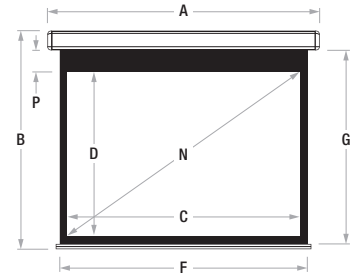


Surface Fireproof Certifications

Elegance 70 mm borders

Aspect Ratio	Viewing Width	Viewing Height	Diagonal Inches	Overall Width	Overall Height	Surface Width	Surface Height	Standard Drop	Total Maximum Drop	Packaging Dimensions	Net Weight	Gross Weight
	C	D	N	A	B	F	G	P	mm	mm	kg	kg
1.00 (1:1)	1760	1760	98	2000	2038	1900	1900	70	70	2200x150x180	11	12
	2260	2260	126	2500	2554	2400	2400	70	70	2700x150x180	14	17
	2760	2760	154	3000	3084	2900	2930	100	100	3200x150x180	23	26
1.33 (4:3)	1760	1323	87	2000	1601	1900	1463	70	450	2200x150x180	13	16
	2260	1699	111	2500	1977	2400	1839	70	400	2700x150x180	17	20
	2760	2075	136	3000	2399	2900	2245	100	450	3200x150x180	25	28
1.60 (16:10)	1760	1100	82	2000	1378	1900	1240	70	450	2200x150x180	12	13
	2260	1413	105	2500	1691	2400	1553	70	450	2700x150x180	17	20
	2760	1725	128	3000	2049	2900	1895	100	450	3200x150x180	23	26
1.78 (16:9)	1760	989	79	2000	1267	1900	1129	70	450	2200x150x180	12	13
	2260	1270	102	2500	1548	2400	1410	70	450	2700x150x180	17	20
	2760	1551	125	3000	1875	2900	1721	100	450	3200x150x180	23	26
2.35 (21:9)	1760	749	75	2000	1027	1900	889	70	450	2200x150x180	12	13
	2260	962	97	2500	1240	2400	1102	70	450	2700x150x180	17	20
	2760	1174	118	3000	1498	2900	1344	100	450	3200x150x180	23	26
2.37	1760	743	75	2000	1021	1900	883	70	450	2200x150x180	12	13
	2260	954	97	2500	1232	2400	1094	70	450	2700x150x180	17	20
	2760	1165	118	3000	1489	2900	1335	100	450	3200x150x180	23	26
2.39	1760	736	75	2000	1014	1900	876	70	450	2200x150x180	12	13
	2260	946	96	2500	1224	2400	1086	70	450	2700x150x180	17	20
	2760	1155	118	3000	1479	2900	1325	100	450	3200x150x180	23	26
2.40	1760	733	75	2000	1011	1900	873	70	450	2200x150x180	12	13
	2260	942	96	2500	1220	2400	1082	70	450	2700x150x180	17	20
	2760	1150	118	3000	1474	2900	1320	100	450	3200x150x180	23	26
	3260	1358	139	3500	1682	3400	1528	100	450	3700x150x180	26	31

Custom sizes are available upon request



In certain circumstances, due to the surface's height, it is necessary to use a case with the rolling tube of 80 mm.