



A screen that offers a fourfold service. Following in the footsteps of Frame, FramePro features a structural aluminium frame – divided into several parts for easier transport – and particularly robust and hard wearing angles, which add solidity to the assembly. This model distinguishes itself by enabling four different types of configuration: depending on the chosen version, the projection surface can be front or rear mounted, by means of the traditional elastic bands or with snap buttons.



An additional option is the black flocked frame: the velour finish completely absorbs any light and enhances the perception of contrast in the projected images.

Unprecedented versatility, for the most demanding spectator and for the most atypical situations.





FramePro Front Elastic Bands

Version with front-mounted projection surface, applied with elastics

The best response to aesthetic demands and to the expectations of minimalist architecture: the projection surface conceals the structural parts of the screen, harmonising discreetly with the surrounding ambience.

The wall mount (all sizes) includes spacers: this solution has been designed especially for easy installation, and to separate the screen from the wall by a couple of centimetres where necessary (e.g. in case of backlighting). Alternatively, floor assembly is possible by means of specific professional stands. Sizes are customisable. The profile can be divided into several parts.

▲ Easy projection surface installation thanks to elastic bands and rods

See page **104**
for Technical data

Create your own screen with the PSS

- > **Personalized dimensions:** width and height
- > **For transportation purposes:** base and/or height sections can be divided into two parts

Projection Surfaces (see page 6)

- > Reference Grey 2
- > Ambient Grey 2 / Ambient Grey
- > Vision White Pro

Standard Accessories


- > Kit with wall-mount brackets
- > Kit containing elastics, iron rods, fabric angles (for precise finishing) and sliders for the assembly of the surface
- > For the assembly of the frame: angles and joints (where applicable) complete with screws and nuts

Optional Accessories

- > Adjustable floor-mount stands and fastening adapters
- > Kit with rings for anchoring the screen to tubular structures

PSS Formats

1.33:1	1.60:1	1.78:1	2.35:1
4:3	16:10	16:9	21:9



FramePro Front Buttons

Version with front-mounted projection surface, applied with snap buttons

Particularly suitable for service, this proposal meets the expectations of those who prefer to apply the projection surface by means of snap buttons. A black edge is applied all around the border (where the buttons are), hiding any signs of wear resulting from repeated use, and typical of rental contexts on the profile (which is divided in several parts).

The screen can be installed by means of professional stands (floor assembly); on aluminium trusses; wall-mounted (all sizes) with a mount system integrated into the profile (the wall brackets are inserted into the rear part of the frame, ensuring complete adherence).



▲ Button type front projection surface installation system

See page **104**
for Technical data

Create your own screen with the PSS

- > **Personalized dimensions:** width and height
- > **For transportation purposes:** base and/or height sections can be divided into two parts

Projection Surfaces (see page 6)

- > Vision Fold 2 / Vision Fold Rear 2

Standard Accessories

- > Kit with wall-mount brackets
- > For the assembly of the frame: angles and joints (where applicable) complete with screws and nuts


Optional Accessories

- > Adjustable floor-mount stands and fastening adapters
- > Kit with rings for anchoring the screen to tubular structures

PSS Formats

1.33:1 1.60:1 1.78:1 2.35:1

4:3 16:10 16:9 21:9



FramePro Rear Elastic Bands

Version with rear-mounted projection surface, applied with elastics.

This screen (all sizes) is installed flush with the wall, owing to the mounting system integrated into its profile, which conceals the assembly structure (the wall-mounted bracket inserted into the rear part of the frame). Ideal for fixed installations, and particularly for home theatre applications, it blends in harmoniously with the surrounding environment. This version is available with black varnished or flocked profile. Floor assembly can be achieved by means of professional stands. Sizes are customisable. The profile can be divided into several parts.



▲ Easy rear elastic bands installation system

See page **105**
for Technical data

Create your own screen with the PSS

- > **Personalized dimensions:** width and height
- > **For transportation purposes:** base and/or height sections can be divided into two parts
- > **Profile color:** standard in Black Grinz. Optional in Black Flock (optional)

Projection Surfaces (see page 6)

- > Reference White 2 / Reference Grey 2 / Reference White 2 Acoustik / Reference Grey 2 Acoustik
- > Ambient Grey 2 / Ambient Grey / Ambient Grey 2 Acoustik
- > Vision White / Vision White Pro
- > Vision Acoustik / Vision Macro Acoustik
- > Vision Rear DB available only without black borders

Standard Accessories


- > Kit with wall-mount brackets
- > Kit containing elastics, iron rods and sliders for the assembly of the surface
- > For the assembly of the frame: angles and joints (where applicable) complete with screws and nuts

Optional Accessories

- > Adjustable floor-mount stands and fastening adapters
- > Kit with rings for anchoring the screen to tubular structures
- > Kit with ceiling brackets installation

PSS Formats

1.33:1	1.60:1	1.78:1	2.35:1
4:3	16:10	16:9	21:9



FramePro Rear Buttons

Version with rear-mounted projection surface, applied with snap buttons

Dedicated for those who prefer to apply the projection surface with snap buttons. Wall flush installation is possible with all sizes, owing to the integrated mount system with wall-mount brackets inserted into the rear of the frame.

In addition, infinite applications are also possible in the rental sector, thanks to the floor assembly (achieved by means of professional stands), or the aluminium truss option. Sizes are customisable. The profile is available in flocked or black varnished versions, and can be divided into several parts.



▲ Rear buttons installation of the projection surface

See page **105**
for Technical data

Create your own screen with the PSS

- > **Personalized dimensions:** width and height
- > **For transportation purposes:** base and/or height sections can be divided into two parts
- > **Profile color:** standard in Black Grinz. Optional in Black Flock

Projection Surfaces (see page 6)

- > Vision Fold 2 / Vision Fold Rear 2

Standard Accessories

- > Kit with wall-mount brackets
- > Kit containing elastics, iron rods and cursor for the assembly of the surface
- > For the assembly of the frame: angles and joints (where applicable) complete with screws and nuts

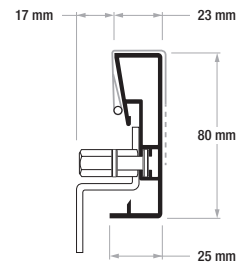
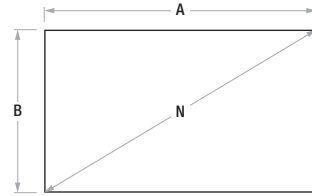
PSS Formats

1.33:1	1.60:1	1.78:1	2.35:1
4:3	16:10	16:9	21:9

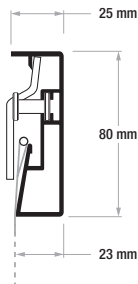
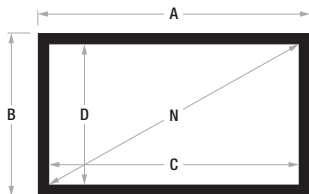
FramePro FE Front Elastics

Aspect Ratio	Viewing Width	Viewing Height	Diagonal Inches	Overall Width	Overall Height	Packaging Dimensions	Net Weight	Gross Weight
	A	B	N	A	B	mm	kg	kg
1,33 (4:3)	2000	1504	99	2000	1504	2200x150x180	13	16
	2500	1880	123	2500	1880	2700x150x180	17	20
	3000	2256	148	3000	2256	3200x150x180	22	25
	3500	2632	172	3500	2632	2832x150x180	27	30
1,78 (16:9)	2000	1124	90	2000	1124	2200x150x180	12	15
	2500	1404	113	2500	1404	2700x150x180	16	19
	3000	1685	135	3000	1685	3200x150x180	21	24
	3500	1966	158	3500	1966	2166x150x180	26	29
1,60 (16:10)	2000	1250	93	2000	1250	2200x150x180	13	16
	2500	1563	116	2500	1563	2700x150x180	17	20
	3000	1875	139	3000	1875	3200x150x180	22	25
	3500	2188	162	3500	2188	2388x150x180	27	30
2,35 (21:9)	2000	851	86	2000	851	2200x150x180	12	15
	2500	1064	107	2500	1064	2700x150x180	16	19
	3000	1277	128	3000	1277	3200x150x180	21	24
	3500	1489	150	3500	1489	1950x150x180	26	29

Custom sizes are available upon request



FramePro RE Rear Elastics



Aspect Ratio	Viewing Width	Viewing Height	Diagonal Inches	Overall Width	Overall Height	Packaging Dimensions	Net Weight	Gross Weight
	C	D	N	A	B	mm	kg	kg
4:3	1840	1383	91	2000	1543	2200x150x180	13	16
	2340	1759	115	2500	1919	2700x150x180	17	20
	2840	2135	140	3000	2295	3200x150x180	22	25
	3340	2511	165	3500	2671	2871x150x180	27	30
	3840	2887	189	4000	3047	3247x150x180	32	35
	4840	3639	238	5000	3799	2700x150x180	43	50
16:9	5840	4391	288	6000	4551	3200x150x180	53	60
	1840	1034	83	2000	1194	2200x150x180	12	15
	2340	1315	106	2500	1475	2700x150x180	16	19
	2840	1596	128	3000	1756	3200x150x180	21	24
	3340	1876	151	3500	2036	2236x150x180	26	29
	3840	2157	173	4000	2317	2517x150x180	31	34
16:10	4840	2719	219	5000	2879	3079x150x180	41	48
	5840	3281	264	6000	3441	3200x150x180	51	58
	1840	1150	85	2000	1310	2200x150x180	13	16
	2340	1463	109	2500	1623	2700x150x180	17	20
	2840	1775	132	3000	1935	3200x150x180	22	25
	3340	2088	155	3500	2248	2448x150x180	27	30
21:9	3840	2400	178	4000	2560	2760x150x180	32	35
	4840	3025	225	5000	3185	3385x150x180	43	50
	5840	3650	271	6000	3810	4010x150x180	53	60
	1840	783	79	2000	943	2200x150x180	12	15
	2340	996	100	2500	1156	2700x150x180	16	19
	2840	1209	122	3000	1369	3200x150x180	21	24
21:9	3340	1421	143	3500	1581	1950x150x180	26	29
	3840	1634	164	4000	1794	2200x150x180	31	34
	4840	2060	207	5000	2220	2700x150x180	41	48
	5840	2485	250	6000	2645	3200x150x180	51	58

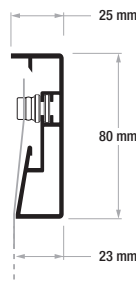
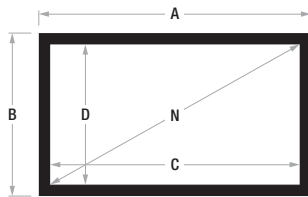
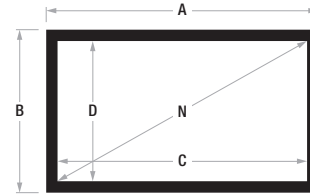
Custom sizes are available upon request



FramePro FB Front Buttons

Aspect Ratio	Viewing Width	Viewing Height	Diagonal Inches	Overall Width	Overall Height	Packaging Dimensions	Net Weight	Gross Weight
	C	D	N	A	B	mm	kg	kg
1.33 (4:3)	1840	1383	91	2000	1543	2200x150x180	13	16
	2340	1759	115	2500	1919	2700x150x180	17	20
	2840	2135	140	3000	2295	3200x150x180	22	25
	3340	2511	165	3500	2671	2871x150x180	27	30
	3840	2887	189	4000	3047	3247x150x180	32	35
	4840	3639	238	5000	3799	2700x150x180	43	50
5840	4391	288	6000	4551	3200x150x180	53	60	
1.78 (16:9)	1840	1034	83	2000	1194	2200x150x180	12	15
	2340	1315	106	2500	1475	2700x150x180	16	19
	2840	1596	128	3000	1756	3200x150x180	21	24
	3340	1876	151	3500	2036	2236x150x180	26	29
	3840	2157	173	4000	2317	2517x150x180	31	34
	4840	2719	219	5000	2879	3079x150x180	41	48
5840	3281	264	6000	3441	3200x150x180	51	58	
1.60 (16:10)	1840	1150	85	2000	1310	2200x150x180	13	16
	2340	1463	109	2500	1623	2700x150x180	17	20
	2840	1775	132	3000	1935	3200x150x180	22	25
	3340	2088	155	3500	2248	2448x150x180	27	30
	3840	2400	178	4000	2560	2760x150x180	32	35
	4840	3025	225	5000	3185	3385x150x180	43	50
5840	3650	271	6000	3810	4010x150x180	53	60	
2.35 (21:9)	1840	783	79	2000	943	2200x150x180	12	15
	2340	996	100	2500	1156	2700x150x180	16	19
	2840	1209	122	3000	1369	3200x150x180	21	24
	3340	1421	143	3500	1581	1950x150x180	26	29
	3840	1634	164	4000	1794	2200x150x180	31	34
	4840	2060	207	5000	2220	2700x150x180	41	48
5840	2485	250	6000	2645	3200x150x180	51	58	

Custom sizes are available upon request



FramePro RB Rear Buttons

Aspect Ratio	Viewing Width	Viewing Height	Diagonal Inches	Overall Width	Overall Height	Packaging Dimensions	Net Weight	Gross Weight
	C	D	N	A	B	mm	kg	kg
4:3	1840	1383	91	2000	1543	2200x150x180	13	16
	2340	1759	115	2500	1919	2700x150x180	17	20
	2840	2135	140	3000	2295	3200x150x180	22	25
	3340	2511	165	3500	2671	2871x150x180	27	30
	3840	2887	189	4000	3047	3247x150x180	32	35
	4840	3639	238	5000	3799	2700x150x180	43	50
5840	4391	288	6000	4551	3200x150x180	53	60	
16:9	1840	1034	83	2000	1194	2200x150x180	12	15
	2340	1315	106	2500	1475	2700x150x180	16	19
	2840	1596	128	3000	1756	3200x150x180	21	24
	3340	1876	151	3500	2036	2236x150x180	26	29
	3840	2157	173	4000	2317	2517x150x180	31	34
	4840	2719	219	5000	2879	3079x150x180	41	48
5840	3281	264	6000	3441	3200x150x180	51	58	
16:10	1840	1150	85	2000	1310	2200x150x180	13	16
	2340	1463	109	2500	1623	2700x150x180	17	20
	2840	1775	132	3000	1935	3200x150x180	22	25
	3340	2088	155	3500	2248	2448x150x180	27	30
	3840	2400	178	4000	2560	2760x150x180	32	35
	4840	3025	225	5000	3185	3385x150x180	43	50
5840	3650	271	6000	3810	4010x150x180	53	60	
21:9	1840	783	79	2000	943	2200x150x180	12	15
	2340	996	100	2500	1156	2700x150x180	16	19
	2840	1209	122	3000	1369	3200x150x180	21	24
	3340	1421	143	3500	1581	1950x150x180	26	29
	3840	1634	164	4000	1794	2200x150x180	31	34
	4840	2060	207	5000	2220	2700x150x180	41	48
5840	2485	250	6000	2645	3200x150x180	51	58	

Custom sizes are available upon request



Surface Fireproof Certifications